

RESOLVE GLOBAL RISK PARITY: 6% VOLATILITY (CAD)

MANDATE HIGHLIGHTS

Investment Vehicle: Separately Managed Account
Custodian: Interactive Brokers
Eligibility: All Registered & Non-Registered Accounts
Liquidity: Daily

Inception Date: July 2016
Volatility Mandate: 6% Target Volatility
Currency: CAD
Leverage: None
Currency Hedge: Dynamic CAD/US

HOW THIS STRATEGY APPLIES

ReSolve Global Risk Parity methodology is applied to deliver returns in Canadian dollars using a CAD/US dynamic currency hedge. The mandate has an ambient daily volatility of around 0.4% (6% yearly).

What should you expect? Hills and valleys instead of mountains and canyons. Investors trade off one, three or even five years of underperformance when compared to the Global Market Portfolio benchmark for the opportunity to earn persistent gains, even during major bear markets.

STRATEGY DOCUMENTS



[Performance Factsheet](#)



[Risk Parity Highlights](#)



[Risk Parity Solution Brief](#)



[ReSolve Brochure - Inside Our DNA](#)

Calendar Performance

	Jan	Feb	Mar	Apr	May	Jun	Jul	Aug	Sep	Oct	Nov	Dec	YTD
2020	0.67%	-0.07%											0.60%
2019	0.69%	-0.58%	2.23%	-0.24%	0.89%	1.54%	-0.37%	2.77%	-1.45%	0.10%	-0.30%	1.26%	6.65%
2018	1.87%	-3.00%	0.95%	-1.26%	-0.35%	-0.29%	-0.36%	-0.15%	-1.66%	-3.69%	1.64%	2.34%	-4.08%
2017	0.37%	2.44%	0.54%	2.21%	0.25%	-1.51%	0.99%	0.78%	-0.33%	0.74%	0.99%	0.79%	8.52%
2016							2.10%	-1.26%	-0.17%	-1.91%	-3.82%	0.42%	-4.65%

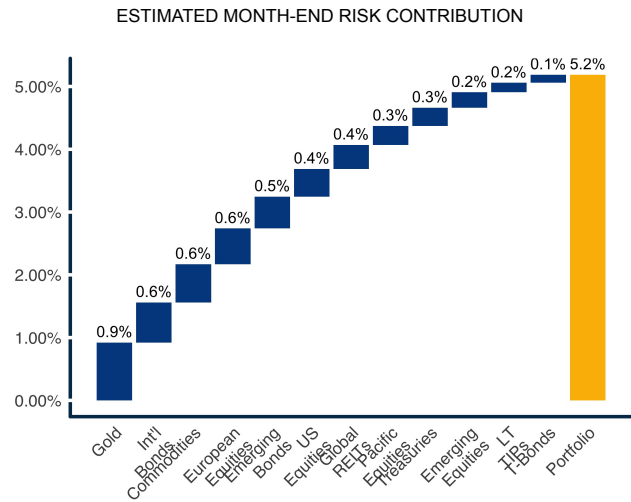
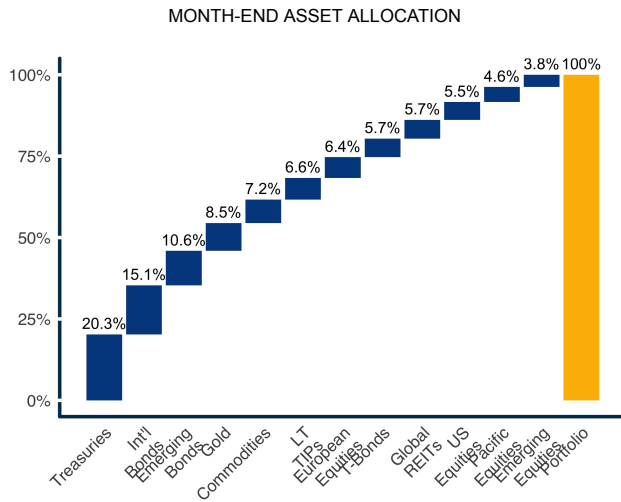
AVERAGE ANNUAL RETURNS

TIME PERIOD	RETURN ²	BENCHMARK ¹
1 Month	-0.07%	-3.84%
3 Months	1.87%	1.73%
6 Months	0.18%	4.32%
1 Year	7.16%	5.00%
3 Year	2.79%	5.71%
Since Inception	1.73%	8.30%

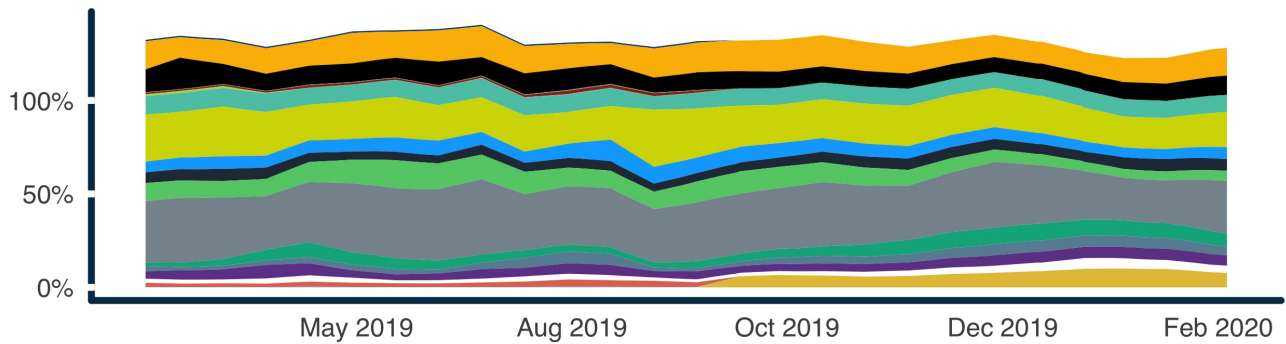
RETURN RISK METRICS

MEASURES	STRATEGY	BENCHMARK ¹
STANDARD DEVIATION	5.33%	6.30%
SHARPE RATIO	0.35	1.12
MAXIMUM DRAWDOWN	-9.47%	-8.57%

Month-End Holdings and Risk Statistics



ASSET ALLOCATION CHANGES THROUGH TIME



1 Benchmark Disclaimer

The Benchmark approximates the returns to a Global Balanced Portfolio in, CAD, dollars. It consists of the following investable universe of low-cost Exchange Traded Funds: 60% Vanguard Total World Stock Market, 20% Core US Aggregate Bond Index, 20% SPDR Barclays International Treasury Bond. Currency risk is hedged so that the benchmark maintains a constant 50% exposure to the U.S. dollar.

2 Performance Disclaimer

The performance data above represents the performance composite of all ReSolve Global Risk Parity 6% Volatility (CAD) mandates managed by ReSolve Asset Management Inc. Performance is expressed in CAD, net of applicable management fees, and includes the reinvestment of dividends and interest. Indicated returns of one year or more are annualized. Past performance is not indicative of future performance.

Performance Disclosures

Past performance is not indicative of future performance. The performance data above represents the performance composite of the referenced mandate managed by ReSolve Asset Management Inc. Indicated returns of one year or more are annualized. Actual performance for individual client accounts may vary from the rate of return quoted within the documents depending on the timing of the initial investment and subsequent additions and/or withdrawals.

Risk Contribution Disclosure

Portfolio Risk Contribution is computed as the standard deviation of daily return observations. Individual asset risk is computed as the weighted marginal portfolio risk. Asset covariance is estimated using daily returns over the previous 50-days.